

19,270 responses from
202 schools and settings


















My Health, My School Survey

MyHealth
MySchool


Leeds Headline Report

Key Findings 2022-23

Primary & Secondary

	After many years of pupils reporting that, on an average day, they eat ' 5 or more portions of fruit and vegetables ' gradually improving to a stable 24% in 2019-20, we saw a significant drop for two years until this year where we saw a record high of 28% (8% increase). Secondary school data following two years of stability, at 15%, also saw a high of 23% this year. Primary pupils recorded a second year of improvement (10%) to also reach an all-time high (33%). Following a 2% increase last year, Year 11 pupils, saw this increase again to a record 18%.
 	Following a 2013-14 peak of 80% in the frequency of ' brushing teeth twice a day or more ', we continue to see a decline for the seventh year in a row. Recording the biggest drop last year (13%) we see a moderate 2% drop this year to 57%. Primary and Secondary pupils mirror this downward trend, both with a 2% drop to 55% and 60% respectively. Year 11 bucked this trend with a 3% increase to 68%.
 	Physical activity of ' 7 or more times of 30 minutes or more ' remains at 70% overall for the second year in a row, likewise for Primary (76%) and Secondary schools (61%). Year 11 are the only year group that recorded a change with a 4% drop (49%) from an all-time high of 53% last year.
 	Overall numbers of pupils reporting they have ' never smoked, have tried or used to smoke ' has consistently increased over the last 15 years, stabilising at 99% since 2019-20. Following slight declines in 2020/21, for both Year 11 and Secondary pupils , we see both recover to record highs of 94% and 98% respectively.
 	The rate of pupils ' smoking 10 or more cigarettes a day ' has reduced since 2007-8 from 3%, remaining consistently below 1% for the last 4 years. While we saw the lowest ever recorded in 2019-20 (0.3%), this year's figure (0.5%) sees a slight increase on the last two years. Both Primary and Secondary data remains stable. Year 11 data , following a 2% decrease last year, sees this increase back to 2%.
 	After significant increases in ' abstinence from drinking alcohol ' from 40% in 2007-8 to 64% in 2015-16, this data remained stable over four years until a drop to 62% in 2019-20. While we saw a significant improvement (8%) to record levels of 70% in 2020-21, the last two years have been stable at 67%. Year 11 did not mirror this pattern, with a third year in a row improvement (1%) to a record level of 33%. After two years of declining data (between 2018 and 2019), the last three years has seen the data stabilise with both Primary pupils (77%) and Secondary pupils (54%) recording their best results.
	Most year groups reflect stability in pupils reporting ' drinking alcohol everyday ' (1% or less). Year 11 pupils mirrored this stability (1-2%) until 2018-19 when an increase to the highest reported level of 5% was reported. This did then follow a sharp dip in data to match other year groups, followed by the last two years of consistency at 2%.
 	Since the question was introduced in 2009-10, ' feeling happy every day or most days ', reported several years of stability until 2015-16 (82%), since then we saw six years in a row of decline to a record low of 61% in 2021-22 and staying at the same level this year. Whilst we saw record lows across all other year groups last year, this year we have seen some improvement in Primary (1%) to 66%, Secondary (2%) to 56% and Year 11 seeing the biggest improvement (3%) to 49%.
 	After recording 8 years of deteriorating data for pupils feeling ' stressed or anxious every day or most days ' all year groups saw improvements last year, some with significant improvements Primary (8%). This year we see these figures stabilise with Overall at 25%, likewise Primary at 19%. Both Secondary and Year 11 saw improvements again this year 32% (1%) and 41% (2%) respectively.
 	For bullying incidents, pupils reporting ' not at all ' to being bullied in the last 12 months, peaked at 70% in 2016-17 following 5 years of gradual improvement. The last six years, however, have gradually continued to worsen, now standing at 63%, with both Primary (62%) and Secondary (65%) data mirroring this decline. Year 11 pupils in comparison have seen fluctuating data over the years since their peak in 2013-14 (80%) but following a significant drop to 72% last year recovered to 77% this year.

Secondary:

	From a high of 13% in 2007-08, Secondary pupils, reporting that they chose to ' Drink to get drunk ', saw a gradual decline until 2013-14, when a significant drop (3%) was recorded to 6%, which stabilised until 2018-19. We have now seen another drop and a stabilising at 5% for the last four years to the lowest figure. Year 11 , however, following a significant decrease from 19% to 9% in one year (2019-20) and recording a further 1% drop the following year to their best rate of 8%, has now seen a stable rate of 12% over the last two years.
---	---

▶	<p>Illegal drug use has dropped significantly since 2007-8 in Secondary pupils, reducing consistently from a peak of 17% to a low of 5% in 2015-16. An increase in 2016-17 remained consistent over four years at 7% until a drop (over 2%) to 5% which has stabilised over the last three years, the lowest reported. Year 11 pupils reporting 'ever using an illegal drug, glue, gas or solvent as a drug', has fluctuated over the years, peaking at 28% in 2007-8 and a low of 15% in 2015-16. Following this, we saw three years of gradual increase to 22%. After 2018-19, we saw a significant drop of 9% in two years to record the lowest results at 13% which has since remained stable.</p>
▶	<p>Overall Secondary pupils reporting 'ever having had sexual intercourse' continues to improve with a significant drop (3%) in 2020-21 to 10% with a further 1% drop to 9% which has stabilised over the last two years. This represents a significant change from the 2007-08 data of 38%. Year 11 data also reflected a significant drop (7%) in 2020-21 to 27% and is now in line with the downward trend over time from 47% in 2007-8. This year we see the data unchanged for the third year in a row at 20%.</p>
▼ ▶	<p>Of pupils reporting 'ever having had sexual intercourse', the proportion reporting 'either using a condom or a condom and another form of contraception' has fluctuated over the years, peaking at 73% in 2008-9. In the years up to 2020-21 we saw some stability between 48% and 49%. Both in 2020-21 and this year we saw the worst results (43%) recorded with some reprieve last year at 47%. Year 11 pupils, following two years of decline to the lowest data of 43%, (2020-21), again a long way from the peak in 2008-09 of 69%, have seen a 2% improvement to 45% which has now been stable for two years.</p>
▲ ▼	<p>While the number of pupils reporting 'never using any form of protection' the last time they had sexual intercourse improved in 2019-20 to 35%, we have seen an overall trend over the last six years of worsening data with this year recording the highest result (48% a 13% increase over the last three year), some way from the best results in 2009-10 of 18%. Year 11, following improvements in 2019-20, when data dropped to 31% but nowhere near the best results of 2011-12 of 14%, which mirrored the Secondary trend data and for the two following years where the data increased (13%) to the highest recorded of 44%, with this seeing a slight decrease to 42%.</p>

For more detailed and full data sets please go to: [My Health My School Survey - Data Mill North](#) or contact: schoolwellbeing@leeds.gov.uk

Copyright © Leeds City Council, 2023: Reproduction is permitted for non-commercial use only, with acknowledgement as Leeds City Council copyright. Enquiries concerning reproduction should be sent to: schoolwellbeing@leeds.gov.uk