

16,901 responses from
174 schools and settings













My Health, My School Survey


MyHealth
MySchool

Leeds Headline Report









Key Findings 2021-22

Primary & Secondary:

 	<p>After last year seeing the number of pupils reporting that, on an average day, they eat '5 or more portions of fruit and vegetables', drop (4%) to its lowest level since 2010-11, we now see the data stabilise at 20%. Likewise, secondary school data has also stabilised, at 15%. Primary pupils recorded a slight increase (2%) with Year 11 pupils seeing a significant increase (4%), back to double figures (14%).</p>
	<p>Following a 2013-14 peak of 80% in the frequency of 'brushing teeth twice a day or more', we continue to see a decline for the sixth year in a row. This year has seen the biggest drop over any previous year (13%) to 59%. Primary pupils mirror this downward trend, with a 15% drop to 57%, the lowest across all years and phases. Both Year 11 and Secondary data follow the same pattern with slightly smaller declines (12-13%).</p>
	<p>Physical activity of '7 or more times of 30 minutes or more' at 70% overall, this year, reflects another year-on-year increase (1% on previous year). Primary and Secondary pupils both recorded a 3% increase (76% and 61% respectively), with Primary data close to breaking the 2014-15 recorded levels.</p> <p>After recording a drop last year (4%), following a 51% high in 2019-20, Year 11 saw a 6% increase this year to record the best data at 53%.</p>
	<p>Overall numbers of pupils reporting they have 'never smoked, have tried or used to smoke' has consistently increased over the last 15 years, stabilising at 99% since 2019-20. Following slight declines in data last year, for both Year 11 and Secondary pupils, we see both recover to record the best data at 53% and 61% respectively.</p>
	<p>The rate of pupils 'smoking 10 or more cigarettes a day' has reduced since 2007-8 from 3%, remaining consistently below 1% for the last 11 years. While we saw the lowest ever recorded in 2019-20 (0.3%), this year's figure, 0.4%, matches that of last year. Year 11 data, following a 2% increase last year to 3%, we see this recover and decrease by 2% back to 1% close to the lowest recorded rates in 2019-20.</p>
 	<p>After significant increases in 'abstinence from drinking alcohol' from 40% in 2007-8 to 64% in 2015-16, this data remained stable over four years until a drop to 62% in 2019-20. While we saw a significant improvement (8%) to record levels of 70% last year, there has been a 3% drop overall this year.</p> <p>Year 11 did not mirror this pattern, with a third year in a row improvement (2%) to a record level of 32%. After two years of declining data (between 2018 and 2019), the last two years has seen the data stabilise with Primary pupils recording their best results of 77%, reporting that they have 'never had a drink of alcohol'.</p>
 	<p>Most year groups reflect stability in pupils reporting 'drinking alcohol everyday'.</p> <p>Year 11 pupils, however, following an increase of over 2% to 3% in 2020-21 recorded a slight recovery this year back down to 2% moving towards the best results in 2019-20 (0.4%).</p>
	<p>Since the question was introduced in 2009-10, 'feeling happy every day or most days', reported several years of stability until 2015-16 (82%), since then we have seen, for the sixth year in a row, a significant decline (8%) on last year to a new low of 61%. While both Secondary and Year 11 have fluctuated over the last few years they too saw, for the second year in a row, a significant drop (9% and 14%) to 54% and 46% respectively reflecting a steady decline from 82% in 2015-16 for both. At Primary level the figures have remained consistent since 2009-10 at around 84%, though as with the Overall rate this has seen a steady decline from 2017-18 with a significant drop (5%) for the second year in a row to 65%, the lowest rate ever recorded.</p>
	<p>After recording 8 years of deteriorating data for pupils feeling 'stressed or anxious every day or most days' all year groups saw improvements this year. Overall, there was a 5% drop to 25%, likewise Secondary pupils saw a similar improvement at 33%. Primary saw the biggest improvement (8%) to 19%, with Year 11 pupils seeing the lowest drop (2%) to 43%.</p>

	For bullying incidents, pupils reporting ' not at all ' to being bullied in the last 12 months, peaked at 70% in 2016-17 following 5 years of gradual improvement. The last two years, however, have gradually continued to worsen, now standing at 64%. While all year groups have mirrored this decline, Year 11 pupils have seen the biggest drop (6%) over the last year to 72%.
---	---

Secondary:

 	From a high of 13% in 2007-08, Secondary pupils, reporting that they chose to ' Drink to get drunk ', saw a gradual decline until 2013-14, when a significant drop (3%) was recorded to 6%, which stabilised until 2018-19. We have now seen another drop and a stabilising at 5% for the last three years to the lowest figure. Year 11 , however, following a significant decrease from 19% to 9% in one year (2020-21) and recording a further 1% drop last year to their best rate of 8% has, this year, seen a 4% increase to 12%.
 	Illegal drug use has dropped significantly since 2007-8 in Secondary pupils, reducing consistently from a peak of 17% to a low of 5% in 2015-16. An increase in 2016-17 remained consistent over four years at 7% until a drop (over 2%) to 5% which has stabilised over the last two years, the lowest reported. Year 11 pupils reporting ' ever using an illegal drug, glue, gas or solvent as a drug ', has fluctuated over the years, peaking at 28% in 2007-8 and a low of 15% in 2015-16. Following this we saw three years of gradual increase to 22%. After 2019-20's drop of 4%, we saw another significant drop of 5% last year to record the lowest results at 13%. This year has seen a slight rise to 14%.
 	Overall Secondary pupils reporting ' ever having had sexual intercourse ' continues to improve with a significant drop (3%) last year to 10% with a further 1% drop this year. This represents a significant change from the 2007-08 data of 38%. Year 11 data also reflected a significant drop (7%) last year from 2019-20 (27% to 20%) and is now in line with the downward trend over time from 47% in 2007-8. This year we see the data unchanged.
	Of pupils reporting ' ever having had sexual intercourse ', the proportion reporting ' either using a condom or a condom and another form of contraception ' has fluctuated over the years, peaking at 73% in 2008-9. The last three years saw some stability of this between 48% and 49%. Last year we saw a significant decline (5%) to a new low of 43%, but this year we see a 3% recovery back up to 46%. Year 11 pupils, following two years of decline to the lowest data of 43%, again a long way from the peak in 2008-09 of 69%, have seen a 2% improvement to 45%.
	While the number of pupils reporting ' never using any form of protection ' the last time they had sexual intercourse improved in 2019 to 35%, we have seen an overall trend over the last 5 years of worsening data with this year recording the highest result (45%) with a 3% increase, some way from the best results in 2009-10 of 18%. Year 11 , following improvements in 2019-20, when data dropped to 31% but nowhere near the best results of 2011-12 of 14%, mirrored the Secondary trend data this year with an 8% increase to 44%, representing the highest data recorded.

For more detailed and full data sets please go to: [My Health My School Survey - Data Mill North](https://www.leeds.gov.uk/my-health-my-school-survey) or contact: schoolwellbeing@leeds.gov.uk

Copyright © Leeds City Council, 2022: Reproduction is permitted for non-commercial use only, with acknowledgement as Leeds City Council copyright. Enquiries concerning reproduction should be sent to: schoolwellbeing@leeds.gov.uk